












# Webasto Charging Stations




Belangrijke eigenschappen van de Webasto Pure, Webasto Next en Webasto Unite





Hardware	Webasto Pure	Webasto Next	Webasto Unite
 Laadvermogen: 11 kW versie	<input checked="" type="checkbox"/>	<input checked="" type="checkbox"/>	<input type="checkbox"/>
 Laadvermogen: 22 kW versie	<input checked="" type="checkbox"/>	<input checked="" type="checkbox"/>	<input checked="" type="checkbox"/>
 Attached cable: 4.5 m or 7 m length	<input checked="" type="checkbox"/>	<input checked="" type="checkbox"/>	<input type="checkbox"/>
 Type 2 contactdoos met afdekkap	<input type="checkbox"/>	<input type="checkbox"/>	<input checked="" type="checkbox"/>



Hardware Interfaces	Webasto Pure	Webasto Next	Webasto Unite
 Ethernet (RJ-45)	<input type="checkbox"/>	<input checked="" type="checkbox"/>	<input checked="" type="checkbox"/>
 RS485 (data transfer)	<input type="checkbox"/>	<input type="checkbox"/>	<input checked="" type="checkbox"/>
 Wi-Fi & configuratie Hotspot	<input type="checkbox"/>	<input checked="" type="checkbox"/>	<input checked="" type="checkbox"/>
 Potential-free contact (van afstand te bedienen door netbeheerder)	<input checked="" type="checkbox"/>	<input checked="" type="checkbox"/>	<input checked="" type="checkbox"/>

Communicatieprotocol	Webasto Pure	Webasto Next	Webasto Unite
 OCPP OCPP 1.6 JSON	<input type="checkbox"/>	<input checked="" type="checkbox"/>	<input checked="" type="checkbox"/>
 Modbus RTU	<input type="checkbox"/>	<input type="checkbox"/>	<input checked="" type="checkbox"/>
 Modbus TCP	<input type="checkbox"/>	<input checked="" type="checkbox"/>	<input checked="" type="checkbox"/>



Geïntegreerde lekstroombeveiliging	Webasto Pure	Webasto Next	Webasto Unite
 RDC-DD ( $\geq 6$ mA DC) geïntegreerd	<input checked="" type="checkbox"/>	<input checked="" type="checkbox"/>	<input checked="" type="checkbox"/>

Ingebouwde meter	Webasto Pure	Webasto Next	Webasto Unite
 Meter Module	<input type="checkbox"/>	<input checked="" type="checkbox"/>	<input type="checkbox"/>
 MID gecertificeerde meter	<input type="checkbox"/>	<input type="checkbox"/>	<input checked="" type="checkbox"/>
 Eichrecht conform meter	<input type="checkbox"/>	<input type="checkbox"/>	<input checked="" type="checkbox"/>

Toegang en verificatie	Webasto Pure	Webasto Next	Webasto Unite
 RFID	<input type="checkbox"/>	<input type="checkbox"/>	<input checked="" type="checkbox"/>
 Scan & Charge	<input type="checkbox"/>	<input checked="" type="checkbox"/>	<input checked="" type="checkbox"/>
 Sleutelschakelaar	<input checked="" type="checkbox"/>	<input type="checkbox"/>	<input type="checkbox"/>
 Webasto ChargeConnect App	<input type="checkbox"/>	<input checked="" type="checkbox"/>	<input checked="" type="checkbox"/>

Load Management (LM)	Webasto Pure	Webasto Next	Webasto Unite
 Geïntegreerd cluster LM (Master/Slave)	<input type="checkbox"/>	<input type="checkbox"/>	<input checked="" type="checkbox"/>
 Lokaal dynamisch LM	<input type="checkbox"/>	<input checked="" type="checkbox"/>	<input checked="" type="checkbox"/>

Energie Management Systeem verbinding	Webasto Pure	Webasto Next	Webasto Unite
 PV integratie	<input type="checkbox"/>	<input checked="" type="checkbox"/>	<input checked="" type="checkbox"/>

Back-end & Apps	Webasto Pure	Webasto Next	Webasto Unite
 Webasto ChargeConnect (App + portal)	<input type="checkbox"/>	<input checked="" type="checkbox"/>	<input checked="" type="checkbox"/>
 Webasto Charger Setup App voor installateurs	<input type="checkbox"/>	<input checked="" type="checkbox"/>	<input checked="" type="checkbox"/>